

Systango Technologies Limited Investors Call

(Year Ended on 31st March 2023)



USA
Washington DC

UK
London

India
Indore

ABOUT SYSTANGO

Systango is a publicly traded digital engineering services company. We are a technology powerhouse geared to add value to digital ecosystems via agile solutions and reliable on-time deployments. With the capacity to manage large-scale projects, we also pride ourselves on maintaining a boutique firm's loyalty and personalised attention.

We believe in building Tomorrow's innovations today.

OUR CUSTOMER PRESENCE





SYSTANGO@GLANCE



ISO 27001 &
ISO 9001



3
Offices Worldwide



1000+
Projects



15+
Years of Innovation



300+
Employees World Wide



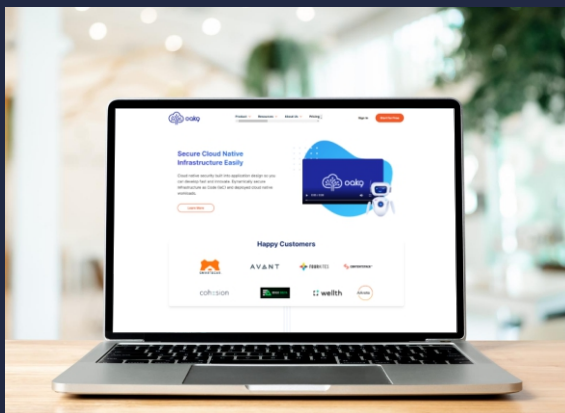
600+
Clients



Top Design Agency In
2022 London

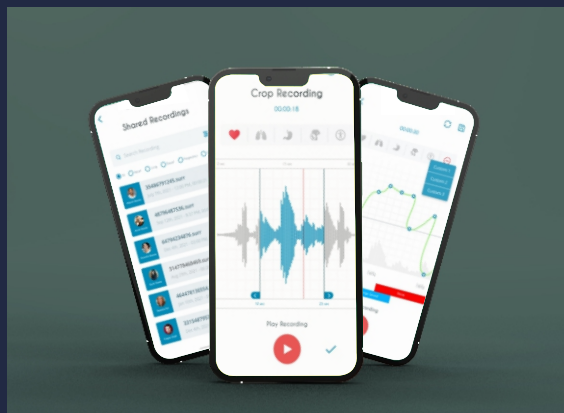


FOCUSED AREAS OF SERVICES



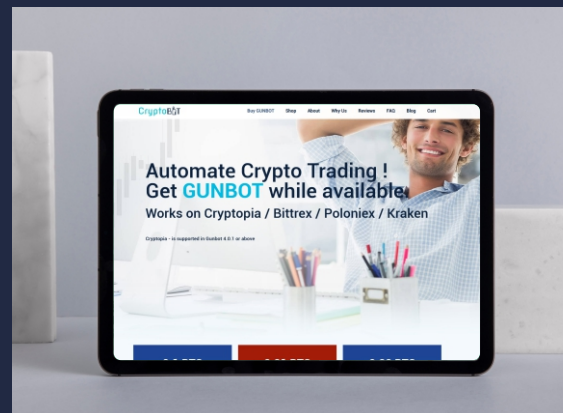
Cloud Services

Helped clients fix issues, develop strategy, utilize managed services, or further modernize and secure applications and infrastructure.



Data Engineering & Machine Learning Services

Experience in data aggregation, storage, organization, optimization, analytics, and machine learning algorithms for data analysis, recommendation systems, and sentiment analysis models.





Web3 & Blockchain Solutions

Experience in building NFTs, DApp, DeFi, Metaverse implementations, DAOs, Exchanges & wallet integrations, custodial services, smart contracts, marketplaces, Web3 Apps.

FOCUSED GEOGRAPHIES



AWARDS



THOUGHT LEADERSHIP



Speaker at MWC Barcelona

MWC Barcelona is a premier event for the connectivity ecosystem, with top global companies, governments, and tech businesses showcasing their products and discussing tech issues, attracting thousands of senior executives.



Panelist at 4YFN

4YFN is the startup event of the world's largest exhibition for the mobile industry, GSMA MWC which aims to support startups, investors and companies to connect and launch new business ventures together.



FDM everywoman in Technology Award

The FDM everywoman in Tech Awards shines a spotlight on the UK's tech industry's most exceptional female talent across all stages of their career journey. The forum brings together a community of over 500 women working in Tech.

THOUGHT LEADERSHIP



Vinita Rath

CEO

Systango

United Kingdom



Member Since 2022



2023
FOUNDING MEMBER



Vinita Rath

CEO

Systango

United Kingdom



Member Since 2023

2023
OFFICIAL MEMBER

Forbes
Technology
Council

Vinita has joined the esteemed founding members of the Cointelegraph Innovation Circle, an exclusive community in the world of crypto, fintech, Web3, and NFTs. This provides her with a platform to connect, collaborate, and establish herself as a respected leader in the industry while exploring new opportunities for her business

Vinita has joined the Forbes Technology Council, an exclusive community of industry leaders, as a recognized expert in the technology field. This membership provides her with a platform to collaborate, establish thought leadership, and expand her professional network.



BOARD OF DIRECTORS



Vinita Rathi
Managing Director




Nilesh Rathi
Executive Director & Chief
Financial Officer



Sarita Devi Khandelwal
Chairman & Non-Executive
Director

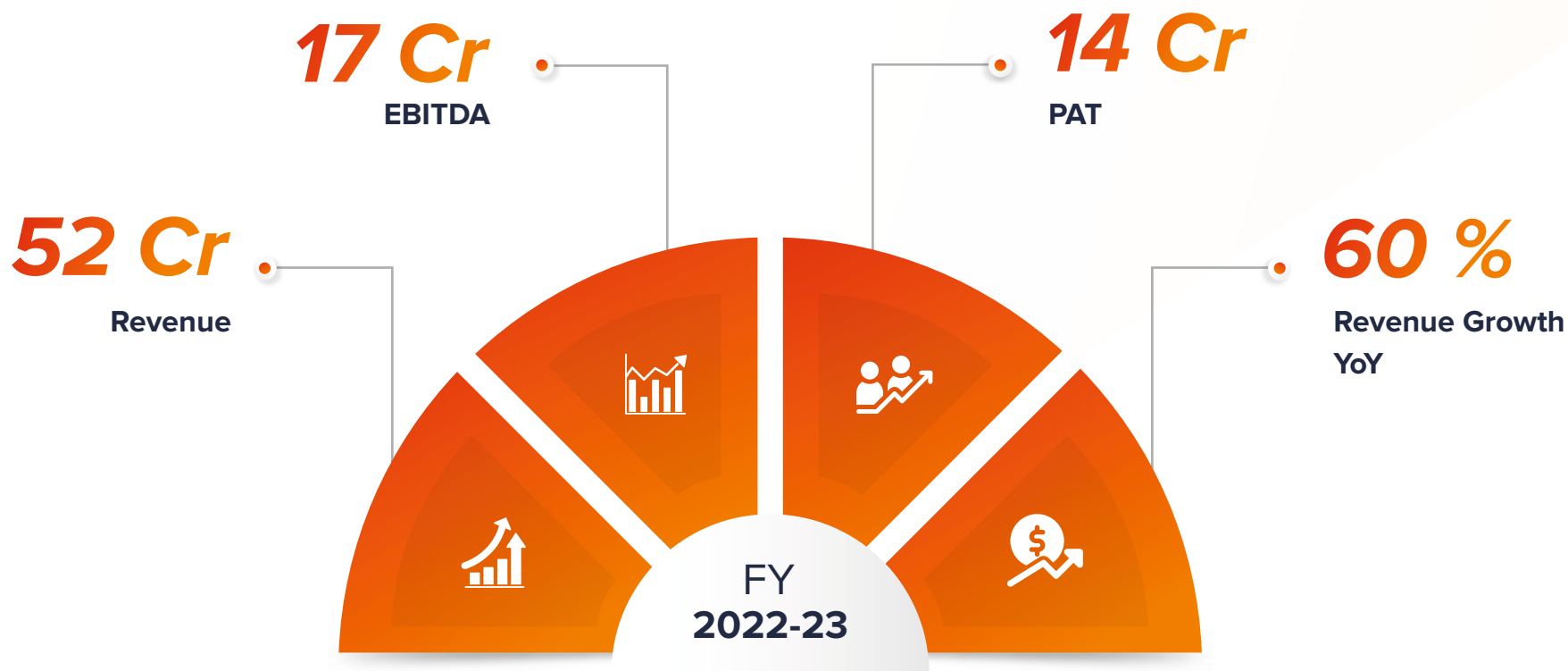


Vikas Jain
Independent Director



Narender Tulsidas Kabra
Independent Director

SYSTANGO IN NUMBERS



Financial Highlights

2022-2023

Financial Highlights (Consolidated)

FINANCIAL PERFORMANCE FOR THE YEAR 2022-23

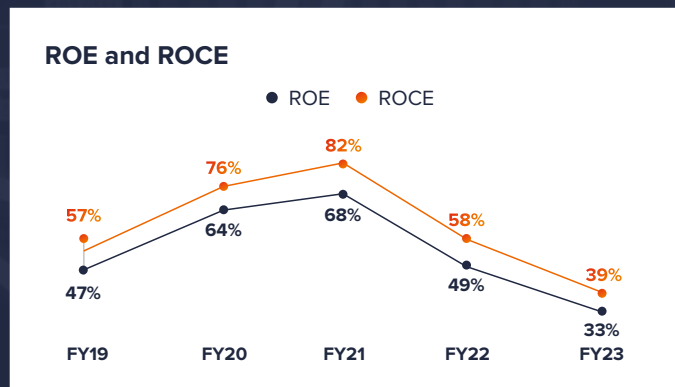
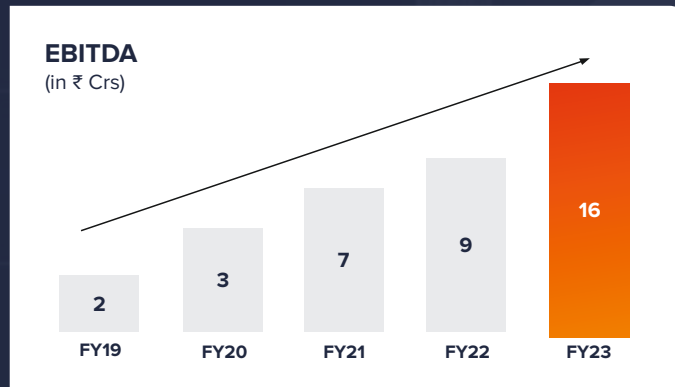
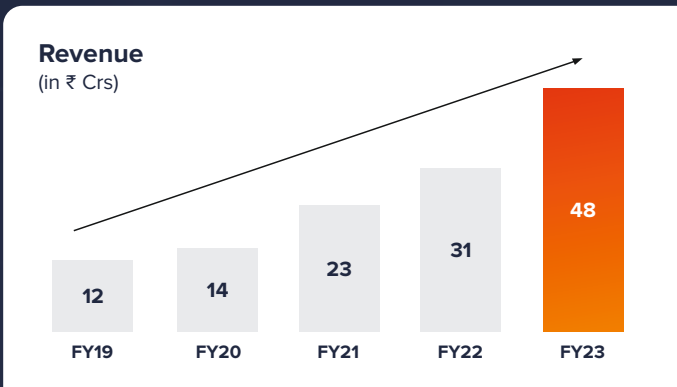
₹ in Crs	2021-22	2022-23
Total Revenue (Excluding Other income) in INR	32	52 +60%
EBITDA In INR	8	17 +96%
PAT in INR	6	14 +105%
Cash flow from operations	3.3	3.6 +7%

Revenue **grew by 60%** year on year

Our focus is on increasing the revenue with improving margins in the near term

Historical Performance (Standalone)

KEY PERFORMANCE INDICATORS





Consolidated Financials



2022-2023



CONSOLIDATED STATEMENT OF ASSETS AND LIABILITIES



A. EQUITY AND LIABILITIES

(Rs. in Lakhs)

	Particulars	As at 31st March, 2023	As at 31st March, 2022
I	SHAREHOLDERS' FUNDS		
(A)	Share Capital	1,466.88	270.00
(B)	Reserves and Surplus	4,697.60	1,472.86
(c)	Non Controlling Interest	-	10.71
		6,164.48	1,753.57
II	NON-CURRENT LIABILITES		
(A)	Long-Term Borrowings	61.66	21.50
III	CURRENT LIABILITES		
(A)	Trade Payables	-	-
	-Total outstanding dues of micro enterprises & small enterprises; and	-	-
	-Total outstanding dues of micro enterprises & small enterprises; and	24.25	29.66
(B)	Other Current Liabilities	53.54	208.96
(C)	Short-Term Provisions	637.52	224.96
		715.31	463.59
	TOTAL RUPEES (I + II+ III)	6,941.46	2,238.66

B. ASSETS

	Particulars	As at 31st March, 2023	As at 31st March, 2022
I	NON-CURRENT ASSETS		
(A)	Property, Plant and Equipment and Intangible Assets		
(I)	Property, Plant and Equipment	209.21	159.39
(II)	Intangible Assets	0.52	-
(III)	Capital Work-In-Progress	33.02	-
(IV)	Intangible Assets under Development	92.00	-
		334.75	159.39
(B)	Goodwill	47.43	4.15
(C)	Non-Current Investments	232.29	-
(D)	Deferred Tax Assets (Net)	25.39	27.91
(E)	Other Non-Current Assets	72.97	34.96
		712.84	226.41
II	CURRENT ASSETS		
(A)	Current Investments	1,297.69	1,148.71
(B)	Trade Receivables	646.55	22.76
(C)	Cash and Cash Equivalents	3,589.44	583.29
(D)	Short-Term Loans and Advances	487.92	104.50
(E)	Other Current Assets	207.02	152.99
	TOTAL RUPEES (I + II)	6,941.46	2,238.66

STATEMENT OF AUDITED CONSOLIDATED FINANCIAL RESULTS FOR THE YEAR ENDED 31ST MARCH, 2023

(Rs. in Lakhs)

Sr.No.	Particulars	31st March, 2023 [Audited]	31st March, 2022 [Audited]
I	Income		
	(i) Value of Sales	5,234.01	3,268.80
	Revenue from Operations	5,234.01	3,268.80
	(ii) Other Income	135.72	123.30
	TOTAL INCOME (i+ii)	5,369.73	3,392.10
II	Expenses		
	a) Cost of sales	114.44	-
	a) Employee Benefits Expense	2925.5	2029.79
	b) Finance Costs	4.15	3.00
	c) Other Expenses	604.09	479.78
	d) Depreciation and Amortisation Expenses	53.77	61.80
	TOTAL EXPENSES	3,702.00	2,574.36

Sr.No.	Particulars	31st March, 2023 [Audited]	31st March, 2022 [Audited]
III	Profit before exceptional items and tax (I- II)	1,667.73	817.74
IV	Exceptional Items	-	-
V	Profit before extraordinary items and tax (III-IV)	1,667.73	817.74
VI	Extraordinary items	-	-
VII	Profit before Tax (V-VI)	1,667.73	817.74
VIII	Tax Expenses		
	(i) Current Tax	267.02	137.88
	(ii) Less: MAT Credit	-	-
	(iii) Current Tax Expense relating to prior years	-	-
	(iv)Deferred Taxation	1.52	(4.12)
	Total Tax Expenses (i-ii+iii+iv)	268.54	133.76
VII	Net Profit for the period (V-VI)	1,399.19	683.98
VIII	Earnings per Share (in Rs.)	-	-
	Basic in Rs	12.76	6.33
	Diluted in Rs	12.76	6.33

Our Way Forward

OUR FOCUS

Geography Expansion

Improve Presence in North America, Europe, UK & Africa.

Clients

Secure High-Profile Partnerships & Expand Our Client Base.

New Competencies

Continue to invest and build core competencies in Data, Cloud & Web3.



Thank You

